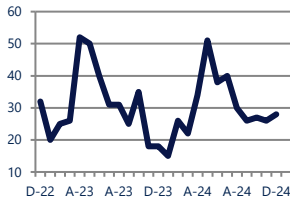


# THE LONG & FOSTER MARKET MINUTE™

FOCUS ON: **KINGSTOWNE AND HAYFIELD HOUSING MARKET** DECEMBER 2024

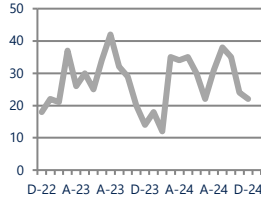
Zip Code(s): 22315

**Units Sold**  
28



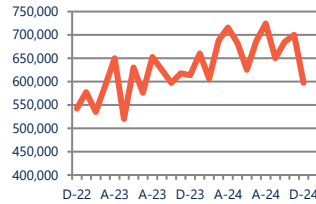
**Up**  
Vs. Year Ago

**Active Inventory**  
22



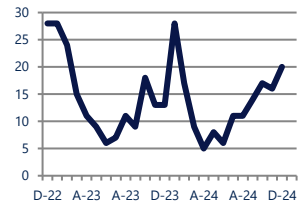
**Up 57%**  
Vs. Year Ago

**Median Sale Price**  
\$597,500



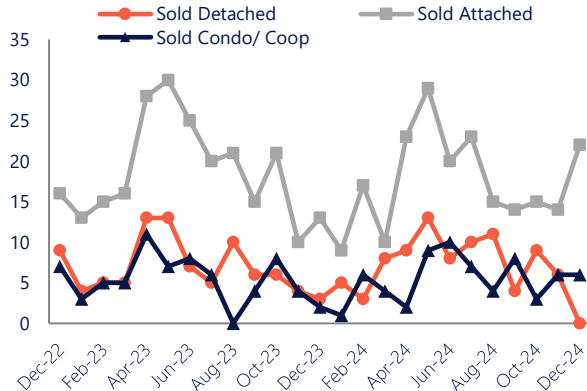
**Down -3%**  
Vs. Year Ago

**Days On Market**  
20



**Up**  
Vs. Year Ago

## Units Sold\*



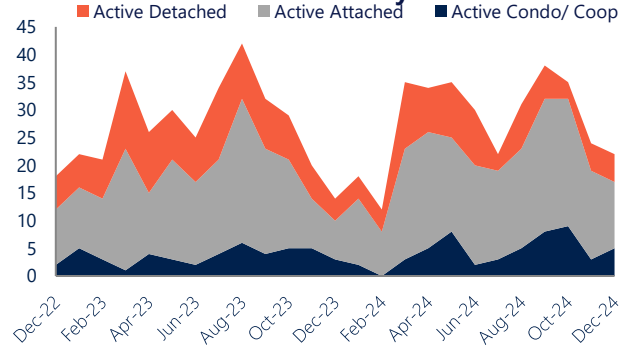
## Units Sold

With relatively few transactions, there was an increase in total units sold in December, with 28 sold this month in Kingstowne and Hayfield. This month's total units sold was higher than at this time last year, an increase from December 2023.

## Active Inventory

Versus last year, the total number of homes available this month is higher by 8 units or 57%. The total number of active inventory this December was 22 compared to 14 in December 2023. This month's total of 22 is lower than the previous month's total supply of available inventory of 24, a decrease of 8%.

## Active Inventory\*



## Median Sale Price



## Median Sale Price

Last December, the median sale price for Kingstowne and Hayfield Homes was \$614,000. This December, the median sale price was \$597,500, a decrease of 3% or \$16,500 compared to last year. The current median sold price is 15% lower than in November.

Median sale price is the middle sale price in a given month. The same number of properties are above & below the median.

Kingstowne and Hayfield are defined as properties listed in zip code/s 22315.

\*Detached, Attached, and Condo varies by local area Multiple Listing Service (MLS) definition. For more information regarding your specific market, contact one of Long & Foster's knowledgeable and experienced sales associates.

Information included in this report is based on data supplied by BRIGHTMLS and its member Association(s) of REALTORS, who are not responsible for its accuracy. Does not reflect all activity in the marketplace. Information contained in this report is deemed reliable but not guaranteed, should be independently verified, and does not constitute an opinion of BRIGHTMLS or Long & Foster Real Estate, Inc.

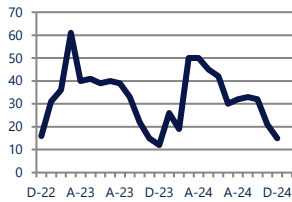
# THE LONG & FOSTER MARKET MINUTE™

FOCUS ON: **KINGSTOWNE AND HAYFIELD HOUSING MARKET** DECEMBER 2024

Zip Code(s): 22315

## New Listings

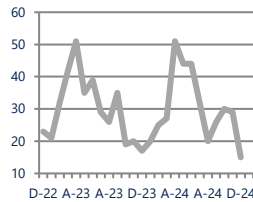
15



**Up 25%**  
Vs. Year Ago

## Current Contracts

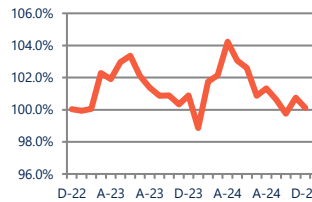
15



**Down -12%**  
Vs. Year Ago

## Sold Vs. List Price

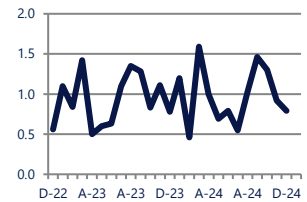
100.1%



**Down -0.8%**  
Vs. Year Ago

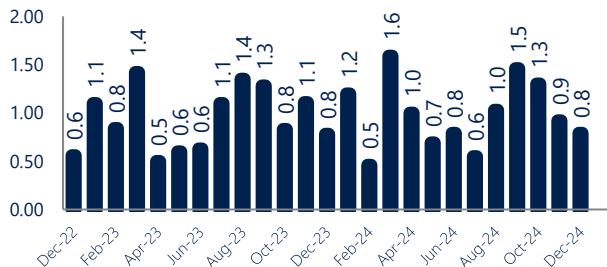
## Months of Supply

0.8



**No Change**  
Vs. Year Ago

## Months Of Supply



## Months of Supply

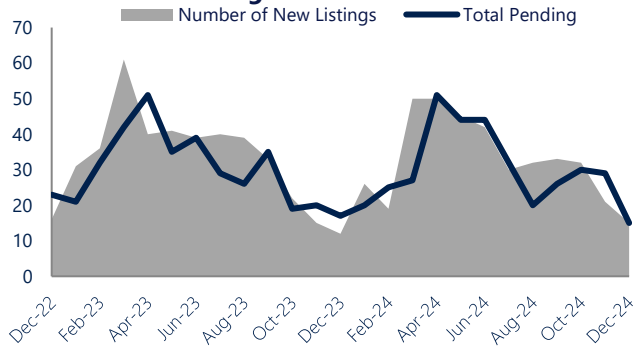
In December, there was 0.8 months of supply available in Kingstowne and Hayfield. The amount of supply is similar compared to a year ago.

Months of supply is calculated by dividing current inventory by current sales. It indicates how many months would be needed to sell all of the inventory available at the current rate of demand.

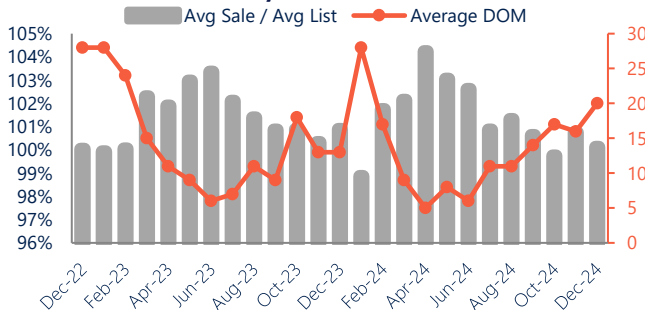
## New Listings & Current Contracts

This month there were 15 homes newly listed for sale in Kingstowne and Hayfield compared to 12 in December 2023, an increase of 25%. There were 15 current contracts pending sale this December compared to 17 a year ago. The number of current contracts is 12% lower than last December.

## New Listings & Current Contracts



## Sale Price/ List Price & DOM



## Sale Price to List Price Ratio

In December, the average sale price in Kingstowne and Hayfield was 100.1% of the average list price, which is 0.8% lower than at this time last year.

## Days On Market

This month, the average number of days on market was 20, higher than the average last year, which was 13. This increase was impacted by the limited number of sales.

Kingstowne and Hayfield are defined as properties listed in zip code/s 22315.

\*Detached, Attached, and Condo varies by local area Multiple Listing Service (MLS) definition. For more information regarding your specific market, contact one of Long & Foster's knowledgeable and experienced sales associates.

Information included in this report is based on data supplied by BRIGHTMLS and its member Association(s) of REALTORS, who are not responsible for its accuracy. Does not reflect all activity in the marketplace. Information contained in this report is deemed reliable but not guaranteed, should be independently verified, and does not constitute an opinion of BRIGHTMLS or Long & Foster Real Estate, Inc.