

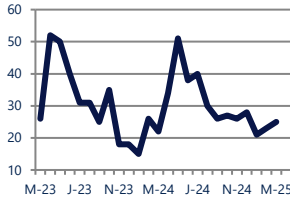
THE LONG & FOSTER MARKET MINUTE™

FOCUS ON: **KINGSTOWNE AND HAYFIELD HOUSING MARKET**

MARCH 2025

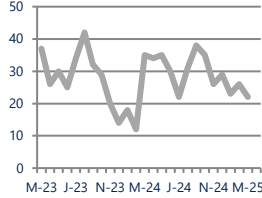
Zip Code(s): 22315

Units Sold
25



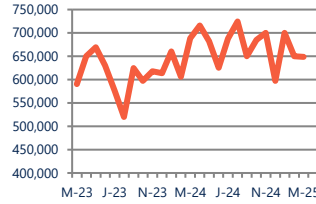
Up 14%
Vs. Year Ago

Active Inventory
22



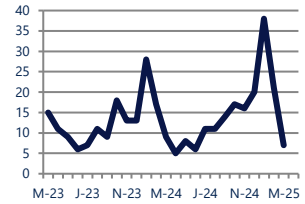
Down -37%
Vs. Year Ago

Median Sale Price
\$649,000



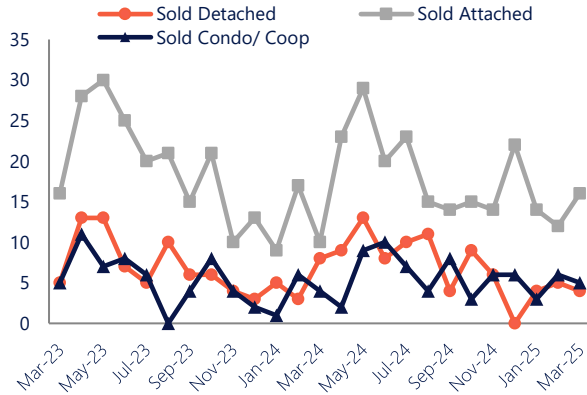
Down -6%
Vs. Year Ago

Days On Market
7



Down -22%
Vs. Year Ago

Units Sold*



Units Sold

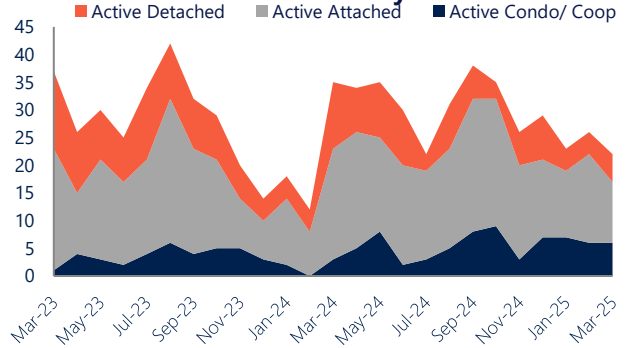
There was an increase in total units sold in March, with 25 sold this month in Kingstowne and Hayfield versus 23 last month, an increase of 9%. This month's total units sold was higher than at this time last year, an increase of 14% versus March 2024.

Active Inventory

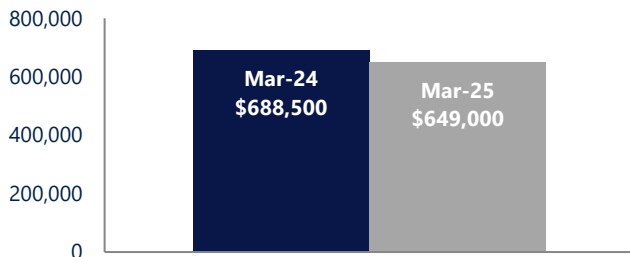
Versus last year, the total number of homes available this month is lower by 13 units or 37%. The total number of active inventory this March was 22 compared to 35 in March 2024.

This month's total of 22 is lower than the previous month's total supply of available inventory of 26, a decrease of 15%.

Active Inventory*



Median Sale Price



Median Sale Price

Last March, the median sale price for Kingstowne and Hayfield Homes was \$688,500. This March, the median sale price was \$649,000, a decrease of 6% or \$39,500 compared to last year. The current median sold price is approximately the same as the median price in February.

Median sale price is the middle sale price in a given month. The same number of properties are above & below the median.

Kingstowne and Hayfield are defined as properties listed in zip code/s 22315.

*Detached, Attached, and Condo varies by local area Multiple Listing Service (MLS) definition. For more information regarding your specific market, contact one of Long & Foster's knowledgeable and experienced sales associates.

Information included in this report is based on data supplied by BRIGHTMLS and its member Association(s) of REALTORS, who are not responsible for its accuracy. Does not reflect all activity in the marketplace. Information contained in this report is deemed reliable but not guaranteed, should be independently verified, and does not constitute an opinion of BRIGHTMLS or Long & Foster Real Estate, Inc.

THE LONG & FOSTER MARKET MINUTE™

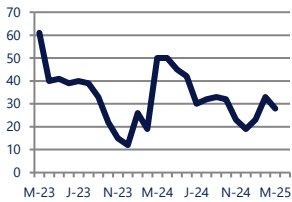
FOCUS ON: **KINGSTOWNE AND HAYFIELD HOUSING MARKET**

MARCH 2025

Zip Code(s): 22315

New Listings

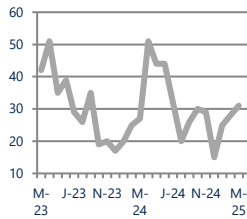
28



Down -44%
Vs. Year Ago

Current Contracts

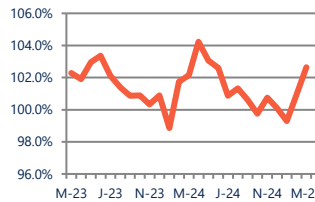
31



Up 15%
Vs. Year Ago

Sold Vs. List Price

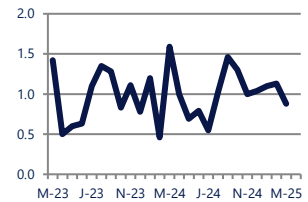
102.6%



No Change
Vs. Year Ago

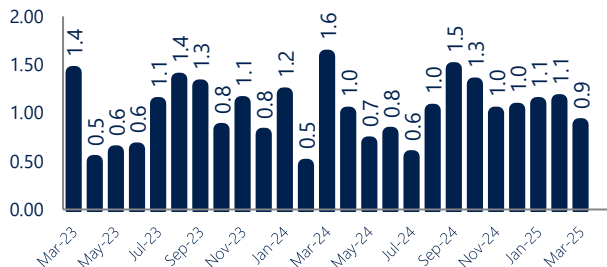
Months of Supply

0.9



Down -45%
Vs. Year Ago

Months Of Supply



Months of Supply

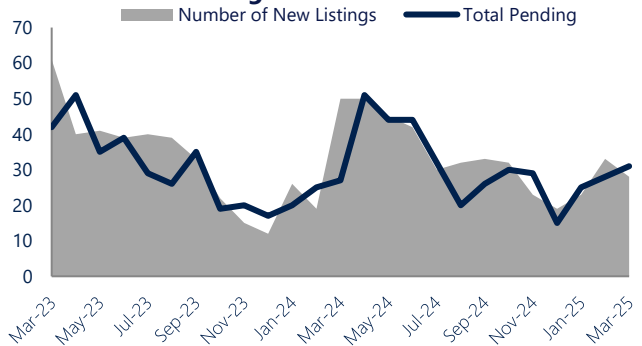
In March, there was 0.9 months of supply available in Kingstowne and Hayfield, compared to 1.6 in March 2024. That is a decrease of 45% versus a year ago.

Months of supply is calculated by dividing current inventory by current sales. It indicates how many months would be needed to sell all of the inventory available at the current rate of demand.

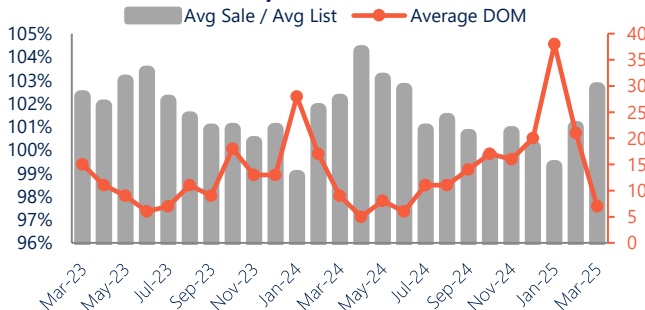
New Listings & Current Contracts

This month there were 28 homes newly listed for sale in Kingstowne and Hayfield compared to 50 in March 2024, a decrease of 44%. There were 31 current contracts pending sale this March compared to 27 a year ago. The number of current contracts is 15% higher than last March.

New Listings & Current Contracts



Sale Price/ List Price & DOM



Sale Price to List Price Ratio

In March, the average sale price in Kingstowne and Hayfield was 102.6% of the average list price, which is similar compared to a year ago.

Days On Market

This month, the average number of days on market was 7, lower than the average last year, which was 9, a decrease of 22%.

Kingstowne and Hayfield are defined as properties listed in zip code/s 22315.

*Detached, Attached, and Condo varies by local area Multiple Listing Service (MLS) definition. For more information regarding your specific market, contact one of Long & Foster's knowledgeable and experienced sales associates.

Information included in this report is based on data supplied by BRIGHTMLS and its member Association(s) of REALTORS, who are not responsible for its accuracy. Does not reflect all activity in the marketplace. Information contained in this report is deemed reliable but not guaranteed, should be independently verified, and does not constitute an opinion of BRIGHTMLS or Long & Foster Real Estate, Inc.